

TFS-1181R / TFS-1181W
Intelligent Addressable Sounder With Built-
in Isolator
Installation Manual



Release Date: 05/01/2021
 Rev:01

Warnings

General

- ✓ Read this manual carefully before operating the device and retain it for future reference
- ✓ Pay attention to all warnings and precautions described in the manual.
- ✓ Keep devices away from water and moisture utunuz.

Service

Do not attempt to repair the device by yourself, you may be exposed to electric shock if you open the device cover.

In the event of any malfunction, contact your dealer or authorized service. Technical intervention to the device must be performed by qualified service personnel.

Attention: Do not attempt to remove the card from its plastic housing. Completely closed for your safety. Users must avoid Intervention.

Fault Conditions Requiring Service

In the event of any malfunction or in the following cases, contact your authorized service or dealer.

- ✓ When the power cord or plug is damaged,
- ✓ When any liquid flows into the device or the object falls,
- ✓ When exposed to water and rain,
- ✓ If the device has been dropped or the housing has been damaged
- ✓ If the device has noticeable performance changes,
- ✓ If the device does not operate normally according to the operating instructions specified

Call for service as incorrect operations can cause other malfunctions.

Maintenance on your own

Do not try to fix the device on your own. Removal of cover may end up with electricity shock. In case of any defect or malfunction, contact with your dealer or with authorized service. All the technical interventions have to be done by technicians of company. Device must be cleaned up with a dry fabric. No-chemicals are allowed for cleaning.

Transportation

Device must be carefully transported avoiding all physical bump, stroke and possible fluid entry. Malfunctions that caused by improper transportation is not under warranty.

Human and Environmental Health

This device contains no chemical or biological elements that could harm human condition.

Technical Features

Power	15VDC – 32VDC (Nom.27VDC)	
Current Consumption	~90 µA (@ 27VDC)	
Alarm Consumption	~Min.=5.16mA, Nom.=7.86 mA, Max.=11.23mA. (27VDC)	
Sound Level	89.4 / 94.3 / 97 dB±2 dB (@ 27VDC, at 1 meter)	
Sound Tone	42 Different Tone	
Sounder Type	Type A	
Piezo	Piezo with sealing	
Heart LED	20sec White LED	20sec RED LED
Protection Class	IP21C	
Operating Temperature Range	-10°C ~ 55°C	
Usage	Internal Usage / Siren Type : Type A	
Humidity	Between %0 - %95 at +40°C	
Dimention (mm)	Ø:110mm, h:55mm (Include Base Bracket)	
Body Material	Red / Transparent, ABS	
Cable Selection	0.8mm ² ~ 1.5mm ²	
Weight (With Base)	207.7Gr.	

Isolator

Avarage Consumption @24V	15uA
Vmax.	32V
Vnom.	28V
Vmin.	15V
Vso_max.	18V
Vso_min.	9V
Vsc_max.	5V
Vsc_min.	0,7V
Ic_max.	0,5A
Is_max.	3A
IL_max.	0,026A
Zc_max.	0,026Ω






















Indicator Lights






















	White Led	RED / White LEDs (7 pcs)	Yellow LEDs
The device is in normal working condition (can be off through CP)	20s Flashing	x	X
Alarm Condition	X	x	X
Shortcircuit	X	X	Constant Lit

Terminals

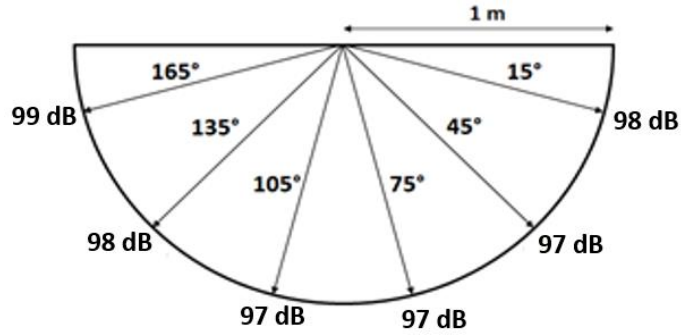
1 -	Loop (-) IN
2 -	Loop (-) OUT
3 -	
4 -	Loop (+) IN, OUT

Supported Tones

Tone Modes	Tone Type	Tone Description
TONE 1 (default)	Default tone 1754Hz ~ 2380Hz sinus signal 11 HZ 600 us	
TONE 2	Specific tone 1754Hz ~ 2380Hz sinus signal 5 HZ 1333 us	
TONE 3	Specific tone 1754Hz ~ 2380Hz sinus signal 1 HZ 6666 us	
TONE 4	Specific tone 500Hz ~ 1200Hz sinus signal 0.33 HZ 2594 us	
TONE 5	Specific tone 2400Hz ~ 2850Hz sawtooth signal 7 HZ 2197 us	
TONE 6	Specific tone 2400Hz ~ 2850Hz sawtooth signal 1 HZ 15384 us	
TONE 7	Specific tone 2400Hz ~ 2850Hz sawtooth signal 50 HZ 307 us	
TONE 8	Specific tone 300Hz ~ 1200Hz sawtooth signal 1 HZ 400 us	
TONE 9	Specific tone 500Hz ~ 1200Hz sawtooths signal 1 HZ 856 us	
TONE 10	Specific tone 800Hz ~ 970Hz sawtooth signal 7 HZ 646 us	
TONE 11	Specific tone 800Hz ~ 970Hz sawtooth signal 1 HZ 4524 us	
TONE12	Specific tone 800Hz ~ 970Hz sawtooth signal 50 HZ 90 us	
TONE 13	Specific tone 800Hz ~ 970Hz sawtooth signal 2 HZ 2262 us	
TONE14	Specific tone 800Hz ~ 970Hz sawtooth signal 9 HZ 502 us	
TONE 15	Specific tone 800Hz ~ 970Hz sawtooth signal 100 HZ 45 us	
TONE 16	Specific tone 500Hz ~ 988Hz sawtooths-square signal 321 us 250000 us	
TONE 17	Specific tone 500Hz ~ 1200Hz sawtooths-square signal 299 us 500000 us	
TONE 18	Specific tone 500Hz ~ 1200Hz sawtooths-square signal 600 us 500000 us	
TONE 19	Specific tone 1200Hz ~ 500Hz sawtooths-square signal 600 us 500000 us	
TONE 20	Specific tone 2850Hz - 2400Hz square signal (ISO8201) 250000 us 250000 us	
TONE 21	Specific tone 1200Hz - 500Hz square signal 500000 us 500000 us	

TONE 21	Specific tone 1200Hz - 500Hz square signal 500000 us 500000 us	
TONE 22	Specific tone 800Hz ~ 970Hz square signal 500000 us 500000 us	
TONE 23	Specific tone 628Hz - 925Hz square signal 250000 us 250000 us	
TONE 24	Specific tone 554Hz - 440 square signal 100000 us 400000 us	
TONE 25	Specific tone 670Hz - 845Hz square signal 250000 us 350000 us	
TONE 26	Specific tone 440Hz - 554Hz square signal (French) 100000 us 400000 us	
TONE 27	Specific tone 2850Hz - 0 square signal 500000 us 500000 us	
TONE 28	Specific tone 970Hz - 0 square signal (ISO8201) 250000 us 250000 us	
TONE 29	Specific tone 925Hz - 0 square signal 150000 us 600000 us	
TONE 30	Specific tone 925Hz - 0 square signal 250000 us 1000000 us	
TONE 31	Specific tone 800Hz - 0 square signal (ISO8201) 250000 us 1000000 us	
TONE 32	Specific tone 660Hz - 0 square signal (Swedish) 150000 us 150000 us	
TONE 33	Specific tone 660Hz - 0 square signal 6500000 us 13000000 us	
TONE 34	Specific tone 554Hz - 0 square signal 100000 us 400000 us	
TONE 35	Specific tone 400Hz continuous signal	
TONE 36	Specific tone 628HZ continuous signal	
TONE 37	Specific tone 660HZ continuous signal	
TONE 38	Specific tone 750HZ continuous signal	
TONE 39	Specific tone 925HZ continuous signal	
TONE 40	Specific tone 970HZ continuous signal	
TONE 41	Specific tone 2400HZ continuous signal	
TONE 42	Specific tone 2850HZ continuous signal	

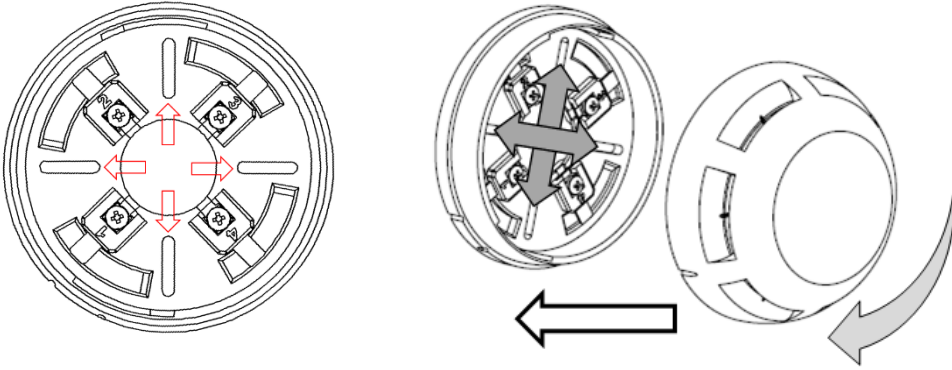
A – Weighted Sound Level Shape



Warning: The product only works with Teknim TFP-121x Intelligent Addressable Fire Alarm panels.

Installation and Connection

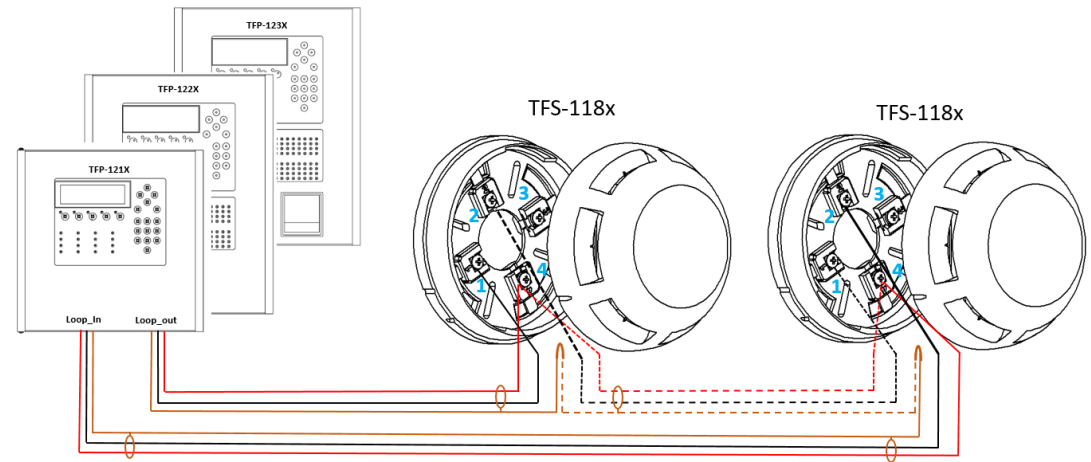
1. Remove the head of the siren from the base.
2. Mount the base part on the wall, using 2 of the 4 markings marked on the base.



3. Connect the cable according to the following diagram.
4. Replace the siren. Make sure that the line on the head meets the long line on the base.
5. Turn the siren clockwise to the base, making sure that the terminals are tight.

Test

1. TFS-1181 siren tests can be done in the menu of TFP-12XX Addressable Fire Alarm panels.
2. Check if siren error occurs when panel is operated.
3. If siren error, make sure the connections are made correctly.
4. If no siren error, move the panel to the test position from the menus.
5. Run the siren test. Observe the sound during the test period.
6. If the devices continuous sound during the test, the test is completed.



Manufacturer

Bilgi Elektronik San. ve Tic. A.Ş.

Dudullu Organize Sanayi Bölgesi 1. Cadde İsmet Tarman İş Merkezi
No:1 Kat:2 No:32 Ümraniye / İstanbul / Türkiye

Telephone: +90 216 455 88 46 Fax: +90 216 455 99 06

www.bilgielektronik.com.tr

sales@bilgielektronik.com.tr

destek1@bilgielektronik.com.tr



* 2012/19/EU (WEEE directive): Products marked with this symbol cannot be disposed of as unsorted municipal waste in the European Union. For proper recycling, return this product to your local supplier upon the purchase of equivalent new equipment, or dispose of it at designated collection points. For more information see: www.recyclethis.info.