

RC-86 wireless keyfob



The RC-86 is a component of Jablotron's OASiS 8x series alarm systems. It is designed to remotely control setting/unsetting, trigger panic alarms, and control other appliances. The big advantage is the possibility of configuring it to 433 MHz (JA-60 systems, UC-216, UC-222 receivers etc). The keyfob indicates its flat battery. A two button version of the case is also available. Contact your dealer.

Enrolling to an Oasis control panel

A pair (left or right side) of the keyfob buttons can be enrolled to a control panel by pressing and holding both buttons. See the OASiS control panel installation manual for more details.

You can get the serial number (SN) of the 2nd part of the controller pre-programmed to 868 MHz by adding the 1048576 constant to the serial number placed inside the controller body. Example: The serial number placed in the controller SN1: 08556505 + the constant: 1048576 = SN2: 09605081. This is the serial number (SN) of the 2nd part of the controller.





If you wish to remove the keyfob from the system, erase it from its address in the control panel.

The natural reaction of the pair of buttons is setting and unsetting for each button respectively, and panic alarm triggering by pressing both buttons together. If a reaction other than natural is assigned, the reaction will only be triggered by buttons  or  (according to which pair was enrolled).







If you enroll both pairs of buttons to two different addresses in the control panel, then different reactions and sections can be assigned to each pair of buttons. Then, for example, one pair could set/unset the complete system, and the other pair could be used for partial setting.

Remaining buttons can be used to control another device such as e.g. a Jablotron car alarm, or UC-8x and AC-8x receivers, UC-216, UC-222 ...

Locking the keyfob

If four buttons version of the keyfob is used, keys can be locked or unlocked by pressing a diagonal button pair ( +  or  + ). When the keys are locked, the keyfob LED flashes rapidly if any button is pressed (no signals are sent under these conditions). See the Keyfob configuration chapter.

Panic alarms






Panic alarms can be triggered when buttons  +  or  +  are pressed simultaneously. The keyfob can be set so that a panic alarm is triggered when any one button on the keyfob's left side (even  or ) is pressed. See the Keyfob configuration chapter.

Using with other products








In addition to Oasis control panels, the keyfob can also be used with other Jablotron products that communicate via Oasis protocol. Examples are relay receivers type UC-8x and AC-8x. Guidance on using the keyfobs can be found in the manual of the desired receiver.

If you want to use the keyfob for 433 MHz a pair of keys can be switched to this mode. See the configuration chapter.

Keyfob configuration

- Press and hold . The keyfob flashes once and after a while starts to light continuously.
- Keep  pressed while pressing  x-times according to the table below.
- Then release  to end configuration mode.
- As confirmation, the LED flashes the same number of times as you pressed the  button.

The default mode is 5: No lock - unlock possible, no one-button PANIC possible, both pairs are 868MHz

mode  x pressed	function			
	keyfob lock	 or  PANIC	  433MHz	  433MHz
5				
6	●			
7		●		
8	●	●		
9			●	
10	●		●	
11		●	●	
12	●	●	●	
13				●
14	●			●
15		●		●
16	●	●		●
17			●	●
18	●		●	●
19		●	●	●
20	●	●	●	●

Battery replacement

Indication of a flat battery is provided by the keyfob LED. After any button is pressed the LED flashes long (as usual) and then briefly flashes twice as an indication of a flat battery. The keyfob works as usual, it's just that the working range of the keyfob could be reduced. This indication is also done on the control panel (on its keypad or communicator). The indication is cancelled when a new battery is inserted (L1016 type).

Expired batteries should not be thrown into the garbage, but disposed of according to local regulations.

Technical parameters

Voltage:	alkaline battery type L1016 (6.0 V/58 mAh) (Power Supply type C acc. to EN 50131-6)
Typical battery lifetime	approx. 2 years (5 daily activations)
Communication band:	868 MHz/433MHz
Communication range	approx. 30 metres (open area)
Op. environment acc. to EN 50131-1	II. indoor general
Operational temperature range	-10 to +40 °C
Security grade acc. to EN 50131-1	2
Can be operated according to	ERC REC 70-03
Complies with	ETSI EN 300220, EN 55022, EN 50134-2, EN50130-4, EN60950-1, T031 (Incert)
Certification body:	Trezor Test s.r.o., Telefication B.V.



JABLOTRON ALARMS a.s. hereby declares that the RC-86K(W) is in a compliance with the relevant Union harmonisation legislation: Directives No: 2014/53/EU, 2014/35/EU, 2014/30/EU, 2011/65/EU. The original of the conformity assessment can be found at www.jablotron.com - Section Downloads.



Note: Although this product does not contain any harmful materials we suggest you return the product to the dealer or directly to the producer after use.